

Tax Setting

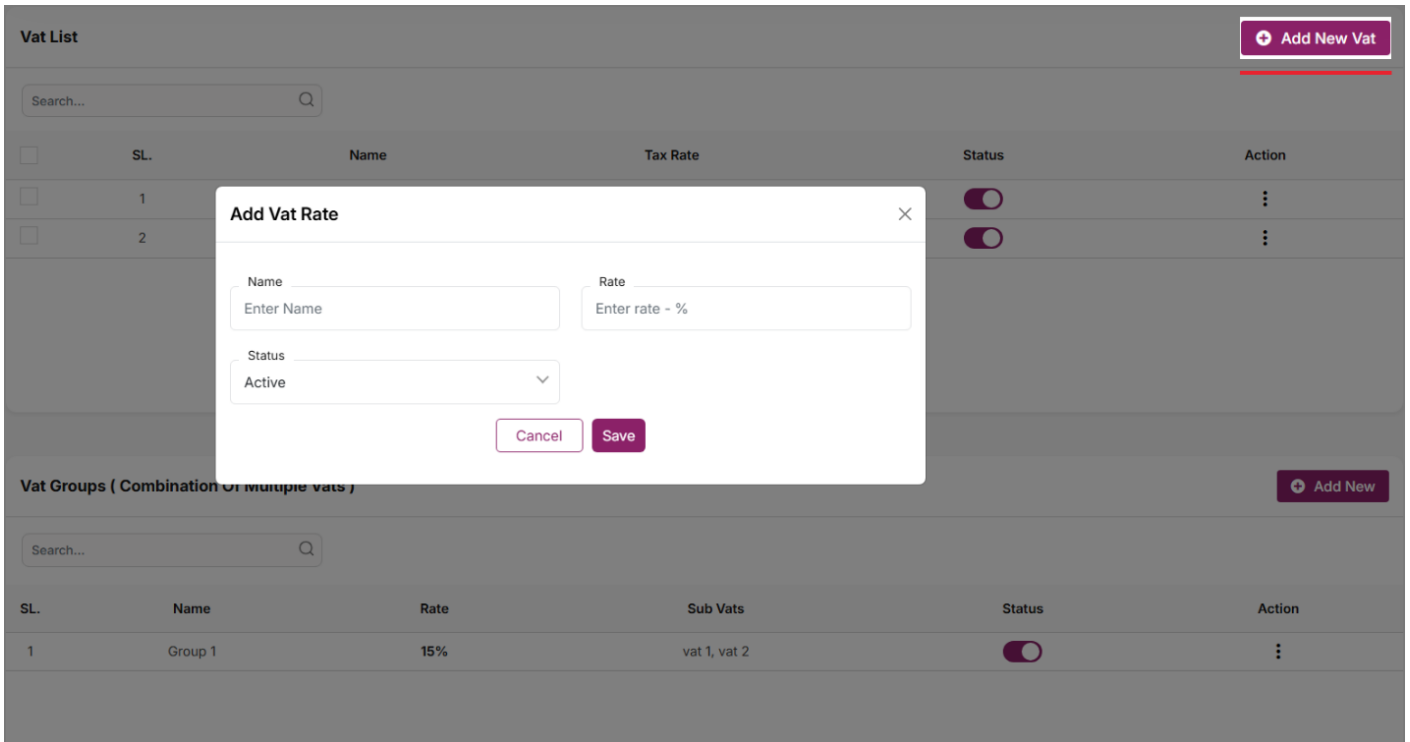
Here, you can view VAT settings and VAT groups. Two tables are available: one for the list of VAT rates and another for the list of VAT groups. You can apply filtering separately in both tables.

The screenshot displays the 'Tax Setting' page in the DNA system. The left sidebar contains a navigation menu with 'Tax Setting' highlighted. The main content area is divided into two sections:

- Vat List:** A table with columns: SL, Name, Tax Rate, Status, and Action. It contains two entries: SL 1 with Name 'vat 2' and Tax Rate '10%', and SL 2 with Name 'vat 1' and Tax Rate '5%'. Both entries have their status toggles turned on.
- Vat Groups (Combination Of Multiple Vats):** A table with columns: SL, Name, Rate, Sub Vats, Status, and Action. It contains one entry: SL 1 with Name 'Group 1', Rate '15%', and Sub Vats 'vat 1, vat 2'. Its status toggle is turned on.

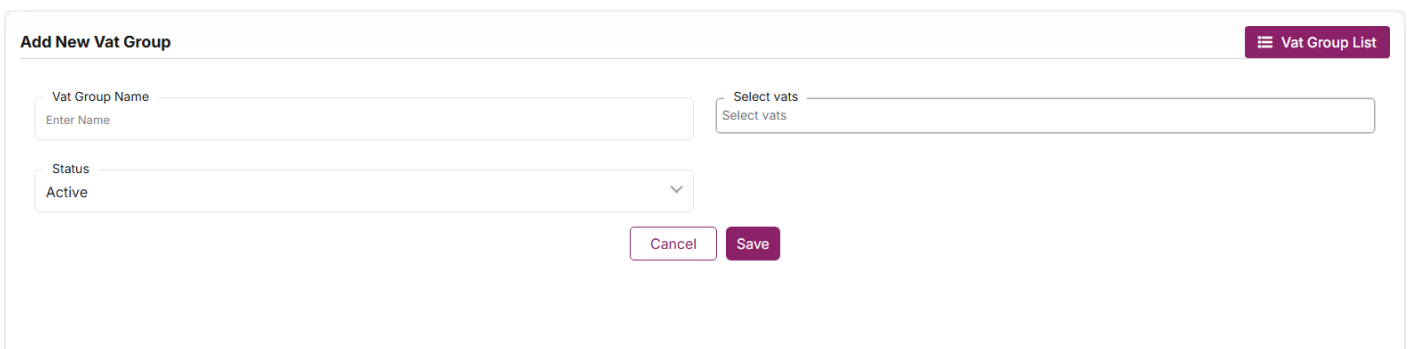
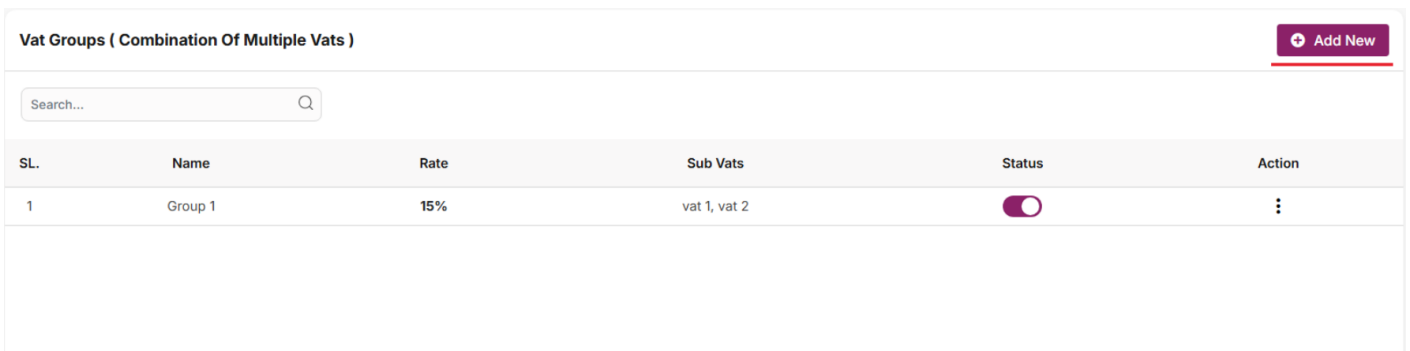
Create Vat

By clicking the **Add New VAT** button, a modal will appear. Fill in the required input fields and then click the **Save** button to add a new VAT entry.



Create Vat Group

By clicking the **Add New** button, you will be redirected to the VAT Group creation page. Fill in the required input fields and then click the **Save** button to add a new VAT group.



Revision #2

Created 30 September 2025 02:46:30 by Admin

Updated 8 October 2025 03:06:01 by Admin