

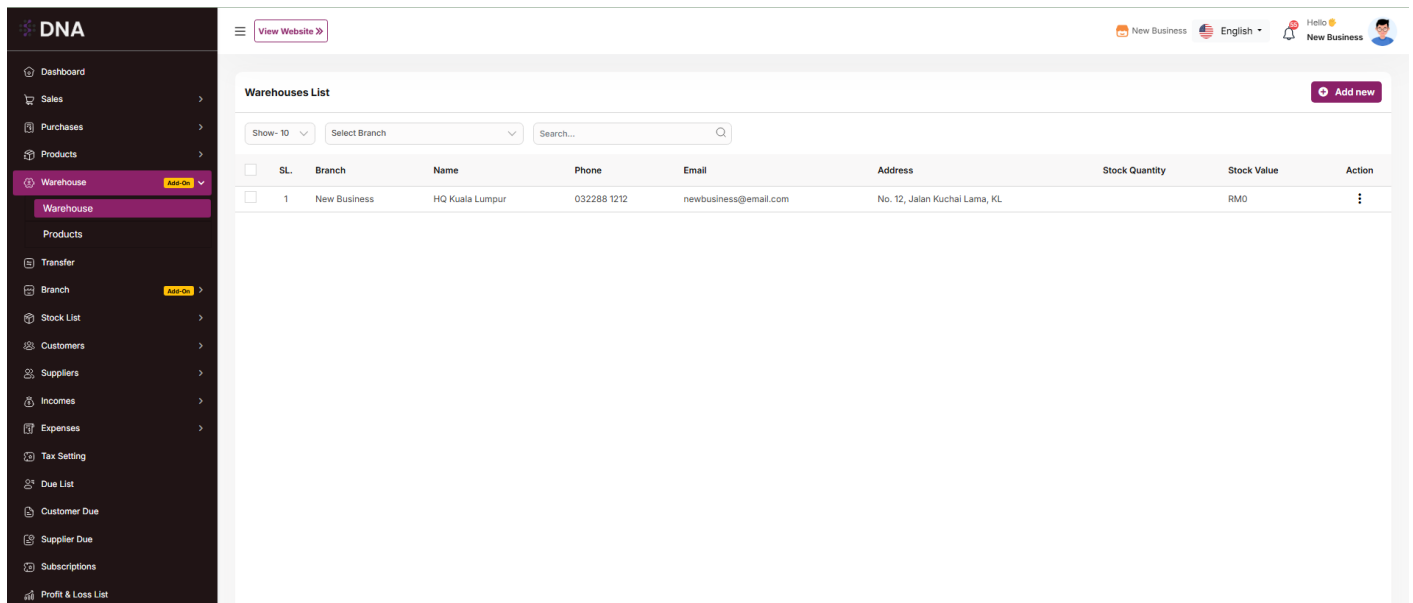
Warehouse Add-on

- [Warehouse](#)
- [Product](#)
- [Transfer](#)
- [Change Logs](#)

Warehouse

In this module, users can view a list of warehouses, along with their stock values and quantities across all locations.

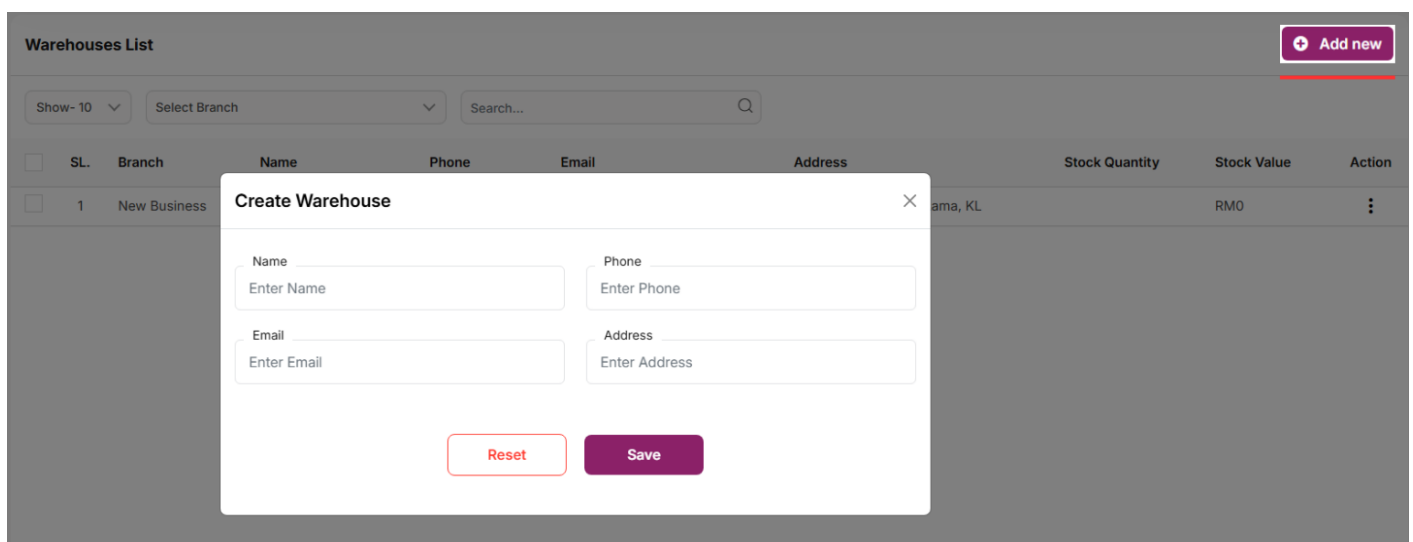
Use the search bar to find a specific warehouse by name, phone, email, or address. Per-page filtering is also available. Click the "Add New" button to open a modal where you can enter the required information to create a new warehouse. All mandatory fields must be completed. Click the three dots under the "Action" column to edit, delete, or view details of a warehouse.



The screenshot shows the 'Warehouses List' page in the DNA system. The page features a dark sidebar with navigation options like Dashboard, Sales, Purchases, Products, Warehouse (highlighted), Transfer, Branch, Stock List, Customers, Suppliers, Incomes, Expenses, Tax Setting, Due List, Customer Due, Supplier Due, Subscriptions, and Profit & Loss List. The main content area displays a table with columns: SL, Branch, Name, Phone, Email, Address, Stock Quantity, Stock Value, and Action. A single row is visible with the following data: SL: 1, Branch: New Business, Name: HQ Kuala Lumpur, Phone: 032288 1212, Email: newbusiness@email.com, Address: No. 12, Jalan Kuchai Lama, KL, Stock Quantity: RMO, Stock Value: RMO. The table includes a search bar, a 'Show - 10' dropdown, a 'Select Branch' dropdown, and an 'Add new' button in the top right corner.

Add New

After clicking "Add New" a form will appear. Fill in the required fields and click the "Save" button. The new warehouse will be successfully added, and you will be redirected to the warehouse list.



The screenshot shows the 'Create Warehouse' modal form overlaid on the 'Warehouses List' page. The modal has a title 'Create Warehouse' and a close button (X). It contains four input fields: 'Name' (with placeholder 'Enter Name'), 'Phone' (with placeholder 'Enter Phone'), 'Email' (with placeholder 'Enter Email'), and 'Address' (with placeholder 'Enter Address'). At the bottom of the modal, there are two buttons: 'Reset' and 'Save'.

Product

The product list in this table is specific to each warehouse. Only products belonging to the selected warehouse will be displayed. You can filter the list using the input field, and per-page filtering is also available. Clicking on a product name allows you to view the stock details for that product.

DNA

- Dashboard
- Sales
- Purchases
- Products**
 - All Product
 - Add Product
 - Expired Products
 - Print Labels
 - Bulk Upload
 - Category
 - Brand
 - Unit
 - Model
 - Racks
 - Shelfs
- Warehouse **Add-on**
- Transfer
- Branch **Add-on**
- Stock List
- Customers
- Suppliers
- Incomes
- Expenses
- Tax Setting
- Due List

[View Website >](#)

New Business English Hello New Business

Product List

Show: 10

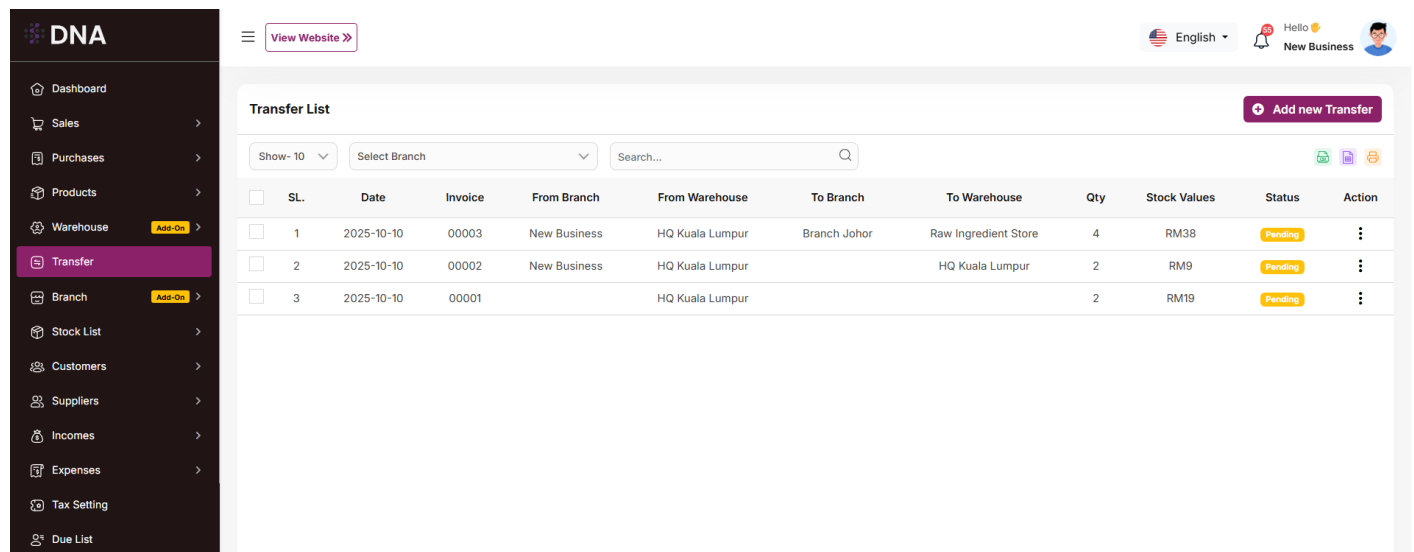
[Add new Product](#)

<input type="checkbox"/>	SL	Image	Product Name	Code	Brand	Category	Warehouse	Unit	Purchase Price	Sale Price	Stock	Rack	Shelf	Action
<input type="checkbox"/>	1		Chocolate Muffin	MUF001	BakeDelight	Muffins	HQ Kuala Lumpur	Pcs	RM2.12	RM4	55			⋮
<input type="checkbox"/>	2		Egg Tart	PAS003	RoyalBakery	Pastries	HQ Kuala Lumpur	Pcs	RM2.65	RM5	85			⋮
<input type="checkbox"/>	3		Mini Sandwich Box	SNK001	BakeHub	Snacks	HQ Kuala Lumpur	Boxes	RM8.48	RM15	22			⋮
<input type="checkbox"/>	4		All Purpose Flour 25kg	ING001	Golden Grain Flour Mill	Ingredients		Bag	RM75	RM90	11			⋮
<input type="checkbox"/>	5		Unsalted Butter 2kg	ING002	FreshField Dairy Supplies	Ingredients		Packs	RM55	RM70	21			⋮
<input type="checkbox"/>	6		Granulated Sugar 10kg	ING003	SugarBloom Ingredients	Ingredients		Bag	RM35	RM45	18			⋮
<input type="checkbox"/>	7		Fresh Eggs 30pcs	ING004	FreshHarvest Eggs Sdn Bhd	Ingredients		Tray	RM15	RM25	36			⋮
<input type="checkbox"/>	8		Whipping Cream 1L	ING005	FreshField Dairy Supplies	Ingredients		Bottle	RM18	RM25	24			⋮
<input type="checkbox"/>	9		Vanilla Essence 1L	ING006	SugarBloom Ingredients	Ingredients		Bottle	RM22	RM30	17			⋮
<input type="checkbox"/>	10		Baking Powder 500g	ING007	BakeSupply Co.	Ingredients		Packs	RM10	RM18	27			⋮
<input type="checkbox"/>	11		Chocolate Cake 1kg	CAK001	SweetTreats	Cakes	HQ Kuala Lumpur	Kg	RM37.10	RM60	10			⋮
<input type="checkbox"/>	12		Butter Croissant	PAS001	OvenFresh	Pastries	HQ Kuala Lumpur	Pcs	RM2.65	RM5	95			⋮
<input type="checkbox"/>	13		Cheese Tart	PAS002	SweetBite	Pastries	HQ Kuala Lumpur	Pcs	RM3.18	RM6	80			⋮
<input type="checkbox"/>	14		Vanilla Cupcake	CUP001	CakeJoy	Cupcakes	HQ Kuala Lumpur	Pcs	RM2.33	RM4.50	51			⋮
<input type="checkbox"/>	15		Sourdough Bread	BRD001	GoldenLoaf	Bread	HQ Kuala Lumpur	Leaf	RM6.36	RM12	30			⋮

Transfer

Transfer List

Here, you will see the complete transfer list. The branch column will be visible only if the MultiBranch Add-on is installed. In the listing, you can filter transfers using the search input field or adjust the number of entries displayed per page. From here, you can also add a new transfer, edit or delete a transfer, or perform a multi-delete. Please note that transfers with a status of "Pending" cannot be edited. The Edit page works the same way as the Create page, except that in the status section, an additional "Cancel" option will be available.



The screenshot shows the DANA Transfer List page. The sidebar on the left contains navigation options: Dashboard, Sales, Purchases, Products, Warehouse (Add-On), Transfer (highlighted), Branch (Add-On), Stock List, Customers, Suppliers, Incomes, Expenses, Tax Setting, and Due List. The main content area is titled "Transfer List" and includes a "View Website" button, a language selector (English), and a user profile (Hello New Business). A "Add new Transfer" button is located in the top right corner. Below the header, there are filters for "Show-10", "Select Branch", and a search field. The table below lists three transfers:

<input type="checkbox"/>	SL	Date	Invoice	From Branch	From Warehouse	To Branch	To Warehouse	Qty	Stock Values	Status	Action
<input type="checkbox"/>	1	2025-10-10	00003	New Business	HQ Kuala Lumpur	Branch Johor	Raw Ingredient Store	4	RM38	Pending	⋮
<input type="checkbox"/>	2	2025-10-10	00002	New Business	HQ Kuala Lumpur		HQ Kuala Lumpur	2	RM9	Pending	⋮
<input type="checkbox"/>	3	2025-10-10	00001		HQ Kuala Lumpur			2	RM19	Pending	⋮

Create Page

If you have installed the **MultiBranch Add-on**, you will be able to see the "Branch" field. It will also check whether you are logged in to a branch. Otherwise, only warehouse-to-warehouse transfers will be available.

If you are **not logged in** under any branch, you will get the option to transfer products from one branch to another.

- * You can transfer products from one branch to another branch.
- * You can transfer products from one warehouse to another warehouse.
- * You can also transfer products from a warehouse in one branch to a warehouse in another branch.

Once the transfer is completed, product stock will be automatically updated (increased or decreased) based on the transfer.

Add New Transfer

Date: 10/10/2025

From Branch: Select one

To Branch: Select one

From Warehouse: Select one

To Warehouse: Select one

Select Product: Search Product

Status: Pending

Image	Items	Code	Batch	Qty	Unit Price	Tax	Discount	Sub Total	Action
Transfer Note							Sub Total		RM0
Type note...							Discount		RM0
							Tax		RM0
							Shipping Charge		0
							Total Amount		RM0

Reset Save

When login into a branch

If you are **logged in** to a branch, you do not need to select a "from branch" because you are already under a branch.

* You can transfer products from your branch to another branch.

* You can transfer products from a warehouse to another warehouse in your branch.

Once the transfer is completed, product stock will be automatically updated (increased or decreased) based on the transfer.

Add New Transfer

Date: 10/10/2025

To Branch: Select one

From Warehouse: Select one

To Warehouse: Select one

Select Product: Search Product

Status: Pending

Image	Items	Code	Batch	Qty	Unit Price	Tax	Discount	Sub Total	Action
Transfer Note							Sub Total		RM0
Type note...							Discount		RM0
							Tax		RM0
							Shipping Charge		0
							Total Amount		RM0

Change Logs

Warehouse Add-on Change Logs

Note: Before updating to the new version, please ensure you have a database and full project backup, and that your project is already updated to the latest version. This is extremely important!

Version: 1.1 (20 September 2025)

1. Layouts changed.
2. System Architecture updated.

Note: Please click [here](#) to update your addon.

Note: If you face any issues with the update, please contact us.

Version: 1.0.0 (15 september 2025)

1. Initial Release

Note: Please click [here](#) to update your addon. Before updating this addon, you must first update Before updating this addon, you must first update **Super-Admin.zip** to version 5.5

Note: If you face any issues with the update, please contact us.