

Sales

Create Sales

By choosing a customer, you can create a new sale. If you choose "Guest," an optional field is available to provide a phone number. By selecting register customer the product prices displayed on the right will automatically update based on the selected customer's type (Retailer, Wholesaler, or Dealer).

3:47



Add Sales

Inv No
S-00003

Date
2025-11-10

Due Amount: **RM109**

Customer Name
hi ih

Add Items

Sub Total		0
Discount	Flat <input type="button" value="v"/>	0
VAT	Select One <input type="button" value="v"/>	0
Shipping Charge		0
Total		0
Rounding (+/-)		0
Rounded Total		0
Received Amount		0
Due Amount:		0

Payment Type Cash

Enter your notes

Image

Cancel

Save

Select Product

Next, you need to select a product for the sale. You have the option to search by product code or QR code.

3:48



Add Items

Product Code

Scan product QR code



Red Velvet Cake (Slice)

Stock: 20

RM8.5



Rainbow Cake (Whole)

Stock: 5

RM60



Carrot Cake (Slice)

Stock: 15

RM7



Chocolate Chip Cookies

Stock: 25

RM6



Unicorn Cupcakes

Stock: 20

RM7



Citron Tart

Stock: 30

RM6.5









Hmm

Stock: 98



RM109

Add to Cart & store product

When you click on a product, it will be automatically added to the cart if this product is available in stock. You can adjust the quantity by using the plus or minus buttons, or directly update the quantity by entering a value. To remove a product from the cart, simply click the red trash icon.


Item Added	Quantity
Chocolate Chip Cookies 10 X 6 = 60	 10  
Unicorn Cupcakes 5 X 7 = 35	 5  

Add Items

Sub Total		95
Discount	Flat 	0
VAT	Standard 6% 	5.70
Shipping Charge		0
Total		100.70
Rounding (+/-)		0
Rounded Total		100.70
Received Amount		0
Due Amount:		100.70

Payment Type  Cash 

Enter your notes

 Image
















Cancel

Save

Below, you will see the subtotal of all products. You can also add VAT or a discount to the subtotal. After the calculations, the total amount will be displayed. Next, you can enter the received amount. If the received amount is greater than the total amount, the remaining balance will be shown in the "Change Amount" field. If the received amount is less, the "Due Amount" field will display the difference. If you want to remove all products from the list, click the cancel button. Once everything is correct, click the save button to complete the sale.






Sale List

This is the Sale list page, where you can see all sale transaction. Additionally, you can view invoices, as well as edit, delete. Furthermore, you will have the option to initiate a Sale Return from this list. Please note, once a sale return is processed, you will no longer be able to update or delete the sale.

3:54		📶 🔔 🔋	
←		Sales List	
hi ih	#S03		
UnPaid	Nov 10, 2025		
Total : RM100.7	Paid : RM0.00		
Due: RM100.70		    	
hi ih	#S02		
UnPaid	Nov 8, 2025		
Total : RM109	Paid : RM0.00		
Due: RM109.00		    	
Guest	#S01		
Paid	Nov 8, 2025		
Total : RM109			
Paid : RM109.00		    	






Create Sale Return

From the Sale list, when you click on Sales Return, this page will appear. By adjusting the quantity, you can return the desired amount. However, you cannot return more than the quantity sold.

hi ih	#S03
UnPaid	Nov 10, 2025
Total : RM100.7	Paid : RM0.00
Due: RM100.70	    

hi ih	
UnPaid	
Total : RM109	
Due: RM109.00	

Guest	
Paid	

-  Delivery Order
-  Packing Slip
-  Send Invoice
-  Sale return
-  Sales Edit



Sales Return

Invoice No

S03

Date

Nov 10, 2025

Customer Name

hi ih

Item Added

Quantity

Chocolate Chip Cookies

Return QTY

0



Unicorn Cupcakes

Return QTY



0



Total return amount:

RM 0.00

Non Refundable(VAT/Discount):

RM 5.70

Cancel

Confirm return

Sale Return List

Here, you can view the complete list of sale returns with a filtering option. To view an invoice, simply click on the invoice No.



Sales Return Report

From Date

Nov 1, 2025



To Date

Nov 10, 2025



RM57.00

Total Returned

This Month



hi ih

#S03

UnPaid

Returned

Nov 10, 2025

Total : RM43.7

Paid : RM0.00

Returned Amount:

RM57.00



Revision #3

Created 10 November 2025 01:43:00 by Admin

Updated 12 November 2025 06:33:33 by Admin