

Purchase

Create Purchase

By clicking on a supplier you can create a new purchase. Next, choose a product for the purchase.

4:28



Choose a Supplier



Search



CocoaNation Sdn. Bhd.
Supplier

RM0
No Due >



Ingredient4U
Supplier


RM520
Due >



Select Product








Next, select a product for the purchase. When you choose a product. Enter the quantity you wish to purchase and update the prices as needed. Once done, click save.

Customer Name
CocoaNation Sdn. Bhd.

Add Items 

← Product List

Product Code
Scan product QR code 

	Hmm	Stock 1000
	Red Velvet Cake (Slice) SweetBite	Stock 20
	Rainbow Cake (Whole) SweetBite	Stock 5
	Carrot Cake (Slice) OvenFresh	Stock 15
	Chocolate Chip Cookies SweetBite	Stock 21
	Unicorn Cupcakes CakeJoy	Stock 18
	Citron Tart CakeJoy	Stock 30

Add to Cart & store product

After clicking the save button in the pop-up window, the product will automatically appear in the cart list. You can adjust the quantity using the plus or minus buttons or update it directly by entering a value. To remove a product from the cart, click the red trash icon.

Add Variant Details



Quantity

20

Purchase Price Ex.

5.660377358490566

Purchase Price Inc.

6.00

Profit Margin (%)

41.667

MRP

8.50

WholeSale Price

0

Dealer price

0

Manufacture Date

Select Date



Exp. Date

Select Date



Cancel

Save Variant

Item Added

Quantity

Red Velvet Cake (Slice)

20 X 6.0 = 120



20



Add Items



Sub Total

120

Discount

Flat



0

VAT

Select



0

Shipping Charge

0

Total

120

Paid Amount

0

Due Amount:

120

Payment Type

Cash



Cancel







Save

Below, you will see the subtotal of all products. You can also add discount to the subtotal. After the calculations, the total amount will be displayed. Next, you can enter the received amount. If the received amount is greater than the total amount, the remaining balance will be shown in the "Change Amount" field. If the received amount is less, the "Due Amount" field will display the difference. If you want to remove all products from the list, click the cancel button. Once everything is correct, click the save button to complete the purchase.

Purchase List

This is the Purchase list page, where all the purchase transaction is collected. Additionally, you can view invoices, as well as edit and delete. Furthermore, you will have the option to initiate a Purchase Return from this list. Please note, once a Purchase return is processed, you will no longer be able to update or delete the Purchase.

← **Purchase List**

CocoaNation Sdn. Bhd. #P01
UnPaid Nov 10, 2025
Total : RM 45 Paid : RM 0.0
Due: RM 45      

Create Purchase Return

From the Purchase list, clicking on Purchases Return will open this page. You can adjust the quantity to return the desired amount, but you cannot return more than the purchased quantity.



Purchase Return

Invoice No

P02

Date

Nov 10, 2025

Customer Name

New business

Item Added	Quantity
Chocolate Chip Cookies	Return QTY
13 X 4 = 52.0	<input type="text" value="10"/>
Total return amount:	RM 40.00
Non Refundable(VAT/Discount):	RM 0.00

Cancel

Confirm return

Return List

Here, you can view the complete list of Purchase returns with a filtering option. To view an invoice, simply click on the invoice No.



Sales Return Report

From Date

Nov 1, 2025



To Date

Nov 10, 2025



RM57.00

Total Returned

This Month



hi ih

#503

UnPaid

Returned

Nov 10, 2025

Total : RM43.7

Paid : RM0.00

Returned Amount:
RM57.00



Revision #5

Created 10 November 2025 01:43:00 by Admin

Updated 12 November 2025 06:39:19 by Admin