

Reports

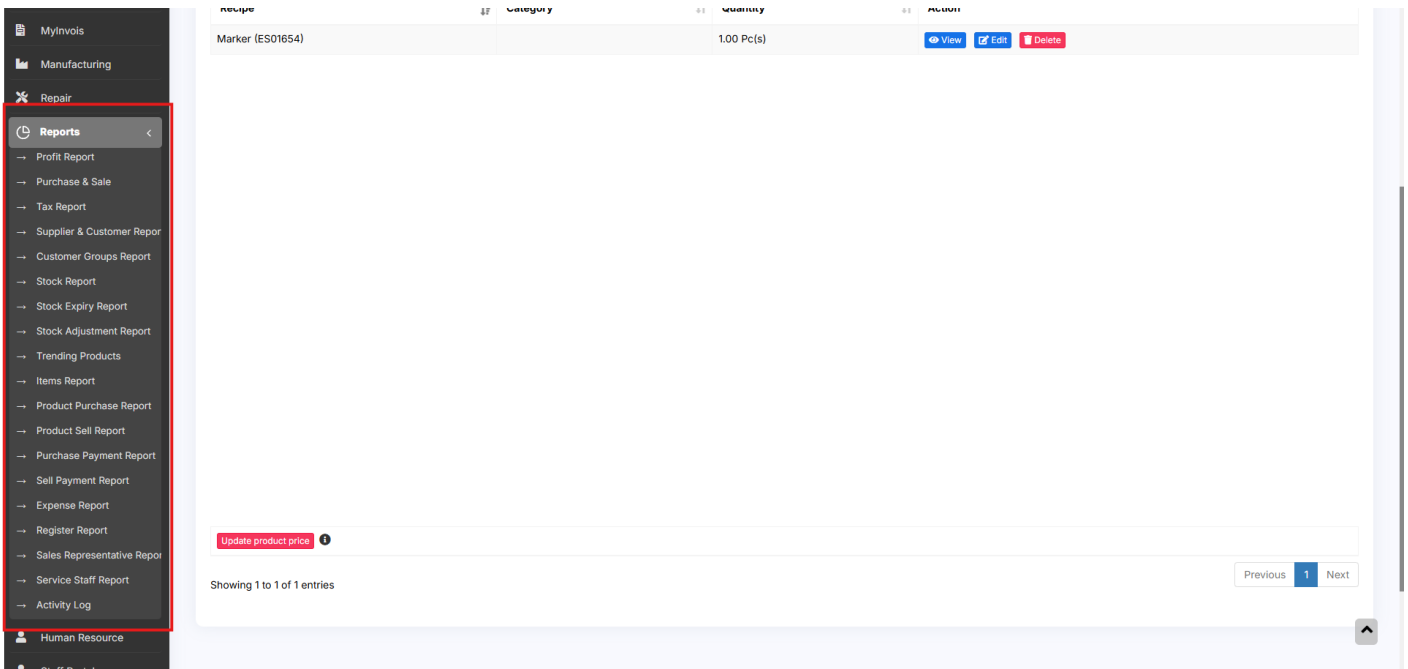
- [Reports](#)

Reports

Reports help you to get an overview of your entire business.

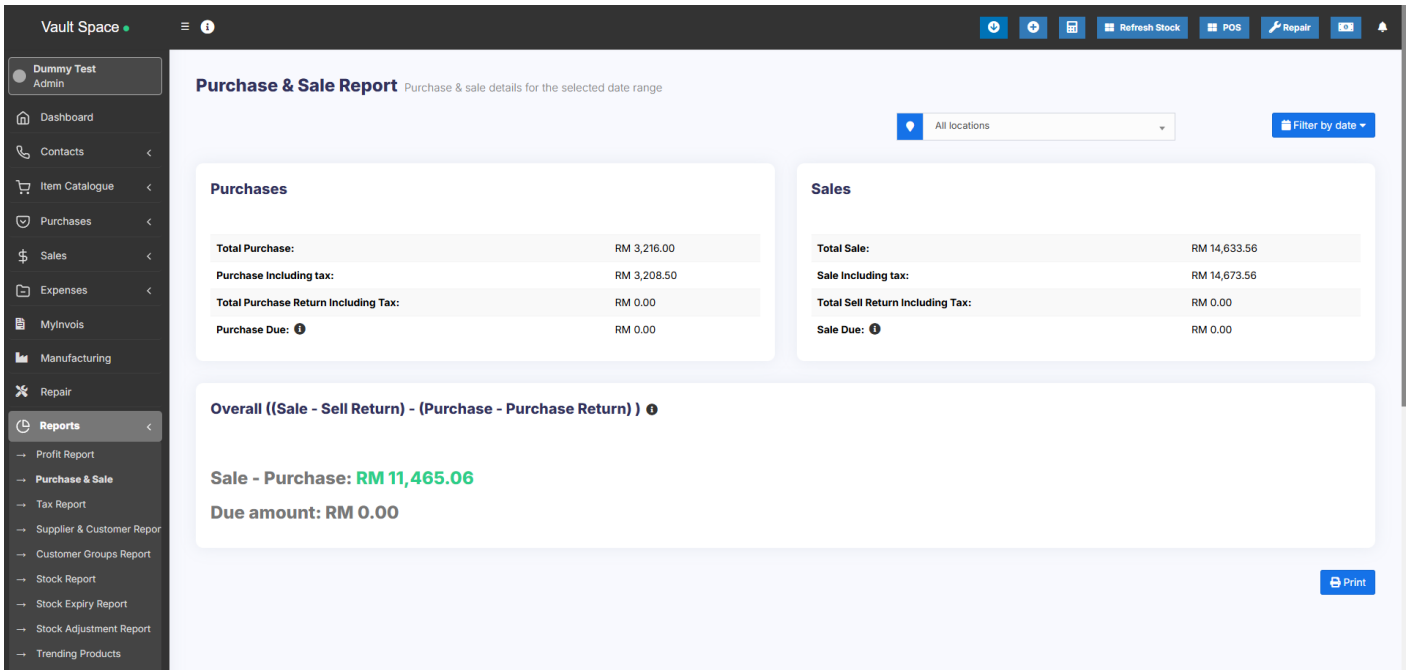
To view report click on Reports & Select the report you want to view.

Some Reports come filter relevant options to help you analyze your business better.



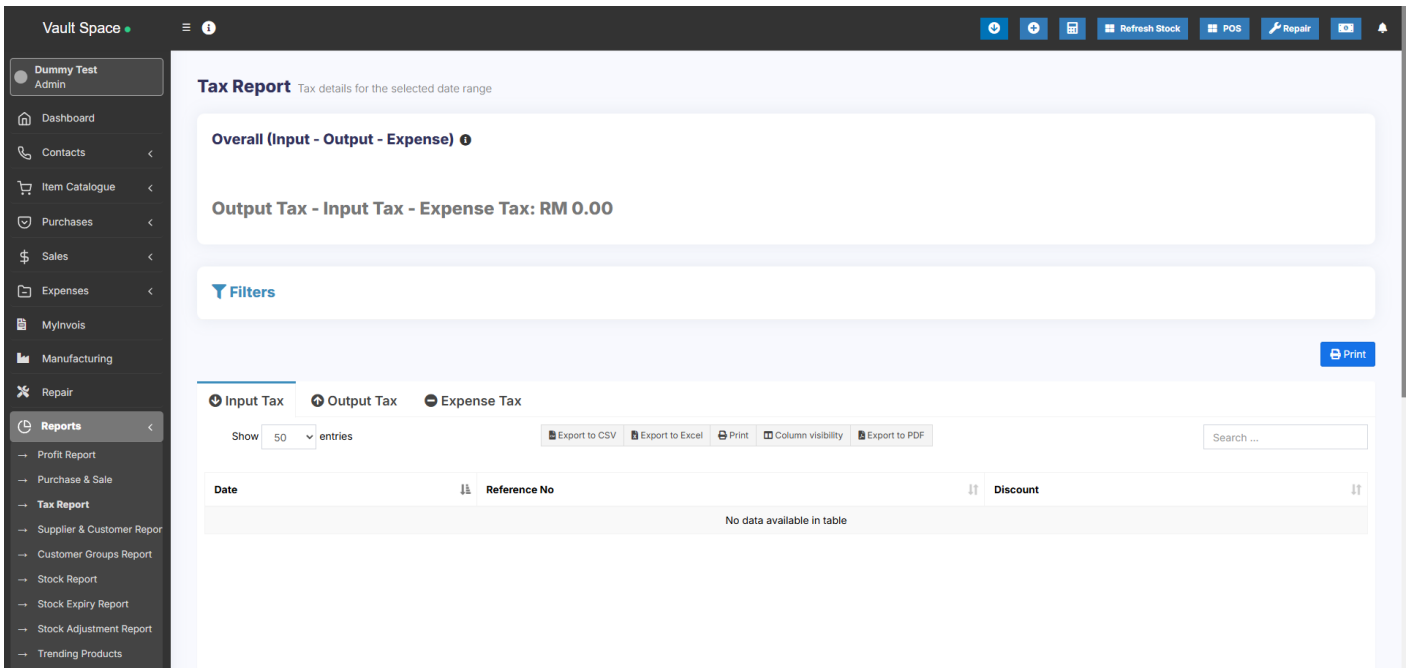
Purchase & Sale Report

This report shows the total purchase, Purchase Including tax, Purchases with Dues amount; and Total Sale, Sale Including tax, Sale Due.



Tax Reports

Shows the Input & Output Taxes.



Contacts Report(Customers & Suppliers Reports)

This report shows the details of Purchase & Sell with all contacts (Suppliers & Customers) and also any Due amount. Positive Due amount indicates payment by contact, negative indicates payments to the contact.

Vault Space • ☰ 🔔

Refresh Stock POS Repair

Dummy Test Admin

Dashboard Contacts Item Catalogue Purchases Sales Expenses MyInvois Manufacturing Repair Reports

Profit Report Purchase & Sale Tax Report Supplier & Customer Repo Customer Groups Report Stock Report Stock Expiry Report Stock Adjustment Report Trending Products

Customers & Suppliers Reports

Filters

Show 50 entries

Export to CSV Export to Excel Print Column visibility Export to PDF

Search ...

Contact	Total Purchase	Total Sale	Due
Miss Jenna 93472927413	RM 0.00	RM 3,770.00	RM 450.00
Mr Jonathan 9405138732	RM 2,992.50	RM 0.00	RM -2,000.00
Mr Joseph 920815-03-2380	RM 0.00	RM 6,695.00	RM 0.00
Mr Nanhnd 8461289435, Gardenia	RM 105.60	RM 0.00	RM 0.00
Mrs Hawk 9705138085, Shrewsbury	RM 110.40	RM 0.00	RM -45,000.00
Mrs Luna 900615015231	RM 0.00	RM 0.00	RM 1,500.00
Walk-in Customer	RM 0.00	RM 4,208.56	RM 0.00

Stock Report

The stock report displays the stock details. With this, you can track the remaining stock and total sold quantity sold for all products.

For variable products – you can click on the Green Plus button before the SKU column to get details stock reports for each product variations.

Vault Space • ☰ 🔔

Refresh Stock POS Repair

Dummy Test Admin

Dashboard Contacts Item Catalogue Purchases Sales Expenses MyInvois Manufacturing Repair Reports

Profit Report Purchase & Sale Tax Report Supplier & Customer Repo Customer Groups Report Stock Report Stock Expiry Report Stock Adjustment Report Trending Products

Stock Report

Filters

Closing stock (By purchase price) **RM 119,837.28**

Closing stock (By sale price) **RM 56,055.65**

Potential profit **RM -63,781.63**

Profit Margin % **-113.78**

Show 50 entries

Export to CSV Export to Excel Print Column visibility Export to PDF

Search ...

Action	SKU	Product	Unit Selling Price	Current stock	Total unit sold
Product stock history	86647	Golden Silk Fabric	RM 125.00	91.00 Pc(s)	9.00 Pc(s)
Product stock history	86648	Golden Silk Fabric	RM 75.00	0.00 Pc(s)	0.00 Pc(s)
Product stock history	86650	Books	RM 111.25	2.00 Pc(s)	0.00 Pc(s)
Product stock history	86653	Harry Potter series	RM 187.50	140.00 Pc(s)	5.00 Pc(s)
Product stock history	86654	Harry Potter series	RM 187.50	15.00 Pc(s)	25.00 Pc(s)
Product stock history	86655	Books	RM 250.00	18.00 Pc(s)	27.00 Pc(s)
Product stock history	86656	Mineral Water 500ml	RM 1.63	119.00 Pc(s)	0.00 Pc(s)
Product stock history	86656	Mineral Water 500ml	RM 1.63	247.00 Pc(s)	12.00 Pc(s)
Product stock history	86657	Mineral Water 1L	RM 4.00	343.00 Pc(s)	6.00 Pc(s)

Stock value by Purchase & sales price

In the stock report, you can also get information about the current stock value based on their purchase price & value based on selling price. Check the below screenshot of stock report.

Stock Report

Filters

Closing stock (By purchase price) RM 119,837.28	Closing stock (By sale price) RM 56,055.65	Potential profit RM -63,781.63	Profit Margin % -113.78
---	--	--	-----------------------------------

Show 50 entries

Export to CSV Export to Excel Print Column visibility Export to PDF

Search ...

Action	SKU	Product	Unit Selling Price	Current stock	Total unit sold
Product stock history	ES018723	Canvas 24inch*36inch	RM 17.50	386.00 Pc(s)	14.00 Pc(s)
Product stock history	86657	Mineral Water 1L	RM 4.00	343.00 Pc(s)	6.00 Pc(s)

Tracking product stock report with date

To check the product stock report date wise, use the 'product stock history' link in the stock report.

Action	SKU	Product	Unit Selling Price	Current stock	Total unit sold
Product stock history	86647	Golden Silk Fabric	RM 125.00	91.00 Pc(s)	9.00 Pc(s)
Product stock history	86648	Golden Silk Fabric	RM 75.00	0.00 Pc(s)	0.00 Pc(s)
Product stock history	86650	Books	RM 111.25	2.00 Pc(s)	0.00 Pc(s)
Product stock history	86653	Harry Potter series	RM 187.50	140.00 Pc(s)	5.00 Pc(s)
Product stock history	86654	Harry Potter series	RM 187.50	15.00 Pc(s)	25.00 Pc(s)
Product stock history	86655	Books	RM 250.00	18.00 Pc(s)	27.00 Pc(s)
Product stock history	86656	Mineral Water 500ml	RM 1.63	119.00 Pc(s)	0.00 Pc(s)
Product stock history	86656	Mineral Water 500ml	RM 1.63	247.00 Pc(s)	12.00 Pc(s)
Product stock history	86657	Mineral Water 1L	RM 4.00	343.00 Pc(s)	6.00 Pc(s)
Product stock history	86657	Mineral Water 1L	RM 4.00	99.00 Pc(s)	0.00 Pc(s)
Product stock history	86658	Dutch Lady 200ml	RM 1.88	135.00 Pc(s)	0.00 Pc(s)
Product stock history	86659	F&N Zapple 500ml	RM 1.25	85.00 Pc(s)	0.00 Pc(s)
Product stock history	86660	Super Ring	RM 3.00	48.00 Pc(s)	0.00 Pc(s)
Product stock history	86661	Tam Tam	RM 2.80	59.00 Pc(s)	0.00 Pc(s)
Product stock history	86662	Choki Choki Pack	RM 2.38	61.00 Pack	0.00 Pack
Product stock history	86663	Choki Choki Individual	RM 0.88	120.00 Pc(s)	0.00 Pc(s)
Product stock history	86664	CornToz	RM 1.00	97.00 Pc(s)	0.00 Pc(s)
Product stock history	86665	Gardenia	RM 2.50	16.00 Pack	0.00 Pack
Product stock history	86666	Gardenia Roti Krim	RM 1.80	67.00 Pc(s)	0.00 Pc(s)
Product stock history	86667	Gardenia Butterscoth	RM 4.50	22.00 Pack	0.00 Pack
Total:				2,394.00	100.00

Trending Products Report

- This report helps you to determine the demand of the products.
- You can apply different filters to filter the product.
- Select a Business Location to view trends for a particular business location.
- Select Product Category, Sub-Category, Brands, Units, Date Range to filter them.
- Set "No. of products" to view the top that amount of product. Using this you can view Top 5, Top10 or any number of top products.

Expense Report

Expense report helps you to analyze expenses for business locations and also analyze based on expenses categories.

Register Report

View details of all registers and filter registers based on User and/or Status (Open or Closed)

Sales Representative Report

- View Sales and Expenses details of Sales representative
- Filter them with User, Business Location, Date Range

Grouping Invoices in Product Sell Report

Invoices are grouped based on certain criteria in the product sell report for the user's convenience.

Go to **Reports > Product Sell Report** and click the **Grouped** tab.

The criteria used for grouping invoices here are date and product name.

For example; All Butter Cookies sold today will be shown in one row, and Butter Cookies sold yesterday will be shown in another row. Similarly for each product the invoices are grouped based on date and product.

Video Demonstration:

<https://www.youtube.com/embed/jBzZVA0XjPo>